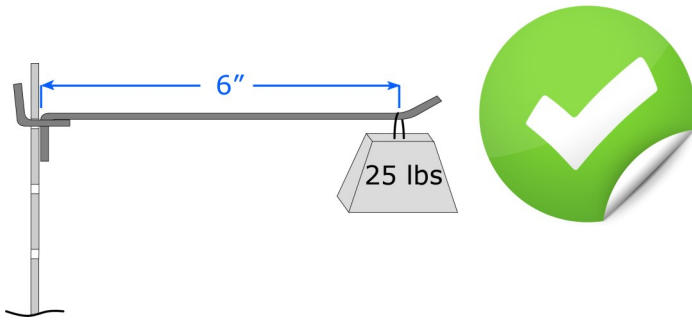
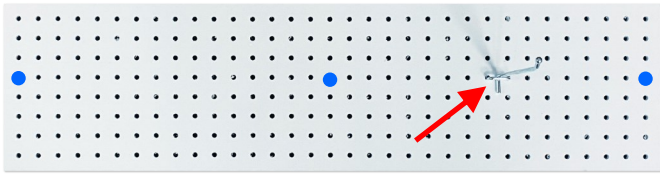


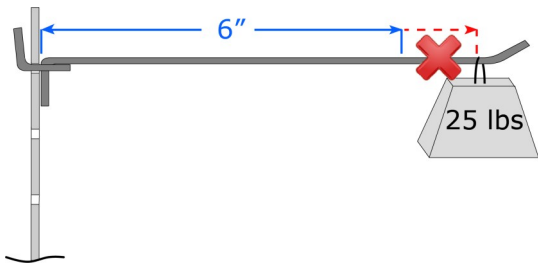
Understanding PegBoard PX™ Load Capacity

In Between Mounting Points

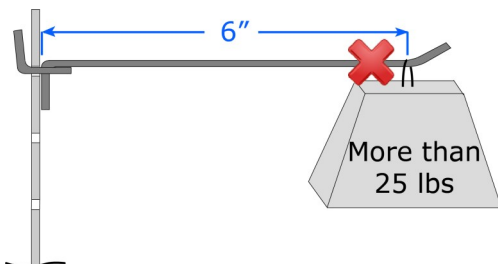


PegBoard PX™ can hold a 25 lbs point load hanging at a 6" distance from the pegboard face:

- *At maximum loading, adjacent load points within the same groove must be spaced 16" apart minimum*

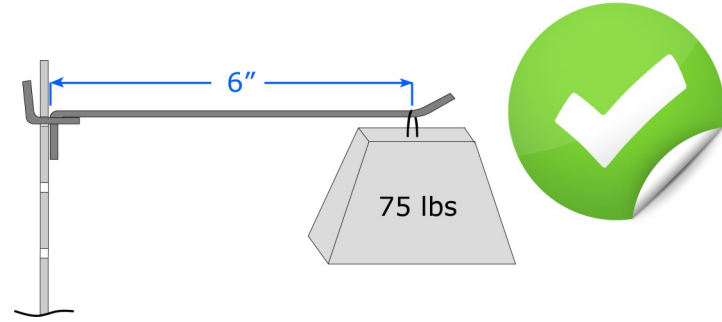
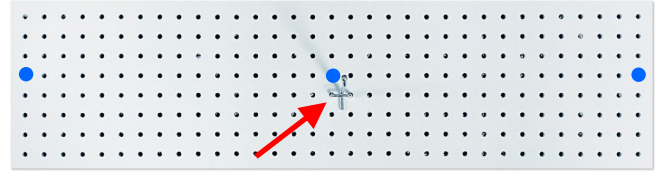


If the 25 lbs load moves further away than 6" from the pegboard face, the slatwall could break

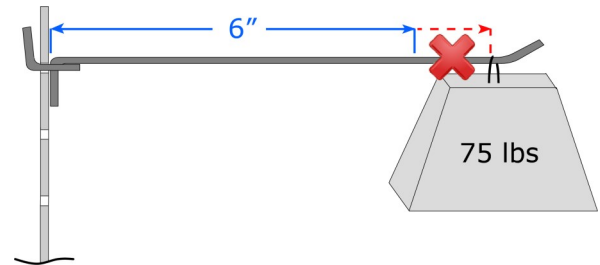


If the load increases to more than 25 lbs, the pegboard could break

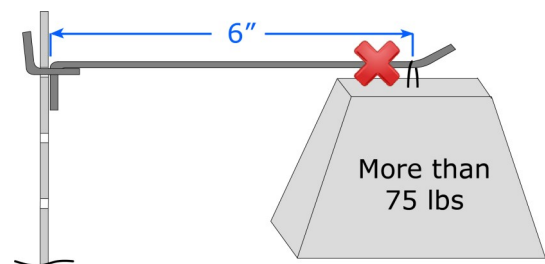
Next to a Mounting Point



PegBoard PX™ can hold a 75 lbs point load hanging at a 6" distance from the pegboard face:



If the 75 lbs load moves further away than 6" from the pegboard face, the pegboard could break



If the load increases to more than 75 lbs, the pegboard could break