

# Instructions

## Contents



SlatWall MX™ Strip



Guitar Hanger PRO™



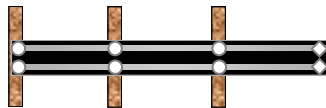
Guitar Hanger MX™

**Guitars are precious things! Please be sure to follow the installation instructions below so your guitars hang safely and securely for years.**

- Your Guitar Hangers come with a metal security bar and metal thumb screws. We've also included rubber security straps and rubber caps incase if you'd like to swap them out.
  - Pre-drill 5/32"Ø holes thru the aluminum channel inserts of the SlatWall MX™ Strip to locate it onto structural wall components (ie wall studs) wherever possible. The SlatWall MX™ Strip is not pre-drilled so you can have freedom to position the product anywhere on your wall regardless of stud locations. Pre-drill the holes appx every 12"-16". Use as many wall studs as possible.
- ★ **IMPORTANT! Screws must be installed through the aluminum channel reinforcements to ensure highest load capacity strength. Failure to do so may cause the product to fail.**
- ★ **IMPORTANT! Position screws at both ends of the SlatWall MX™ Strip . If there is no stud at these locations, use appropriate wall anchors. Failure to do so may cause the product to fail.**
- Depending on the size of your screw heads, countersinking the pre-drilled holes may be necessary so the screw heads protruding into the channel do not inhibit movement of the Guitar Hangers. Using proper size fasteners, screw the SlatWall MX™ Strip onto the wall. Do not over tighten screws.
  - The quantity of fasteners needed depends on the length of the SlatWall MX™ Strip to be mounted and the number of structural wall components (ie wall studs) available for mounting. Try to position the SlatWall Strip such that the maximum number of wall studs are utilized.

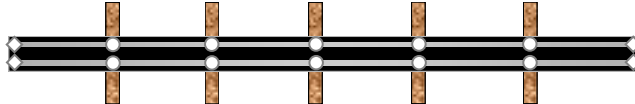
### SlatWall Strip Length: 48"

- 3 wall studs utilized
- 8 mounting points required
  - 6 screws
  - ◇ 2 hollow wall anchors



### SlatWall Strip Length: 96"

- 5 wall studs utilized
- 14 mounting points required
  - 10 screws
  - ◇ 4 hollow wall anchors



**Helpful Hint:** Due to the manufacturing process, a slight bow in the SlatWall MX™ Strip is normal. This bow is naturally removed by the installation process.

### Are the cushions safe for guitars with nitro-cellulose finishes?

Unfortunately, no guitar hangers have completely nitro cellulose safe cushions, ours included.

- Damage can occur in two ways: the material used for the cushion 'out-gasses' causing the lacquer to stain, or the cushion prohibits air and moisture movement from the wood of the guitar through the finish causing it to stain.
- There are accessories that address either of these problems, but not both. Leather covers can be purchased (Ingles #SA-10HC) that allow the wood/finish to breathe, but they do not completely stop the cushion gases from passing through to the finish. There are 'gas-free' cushion materials, but these are relatively expensive and, like the leather covers, address just half the potential problem. Somewhere in between is likely a solution, but so far none of us manufacturers have found one that allows us to have a "finish safe" guarantee. For our guitar hangers we use a material that we consider to be comparatively low in its emissions. We can suggest that cloth or leather 'pads' be placed on the hanger arms.

Any questions or problems, please contact us!

diamondLife  
234 Lott Road  
Pittsburgh, PA 15235 USA  
Ph. 1.888.98.DGEAR (983.4327)  
Email. help@diamondlifegear.com  
Store. diamondlifegear.com



### Helpful Hint!

Remove the protective plastic film from the SlatWall MX™ Strip after installation

## CAUTION!

Keep guitars at least 3 inches away from either ends of SlatWall MX™ Strip. Hanging heavy loads close to the ends can cause the product to break. Also keep guitars at least 6 inches apart.

## Helpful Videos

Point camera at QR code



What's in the Box?

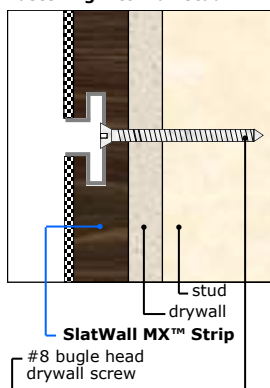


Installation

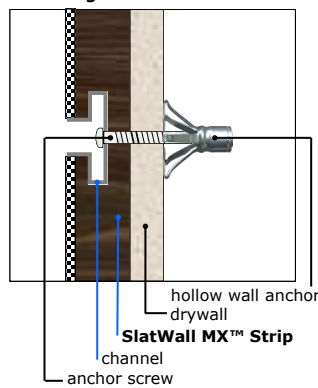


Features

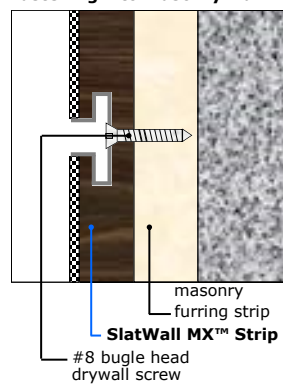
### Fastening into wall stud



### Fastening into hollow wall



### Fastening into masonry wall



Doing a common thing uncommonly well, brings success.

diamondLife